



**Corporate Presentation**  
November 2025

[www.evergeninfra.com](http://www.evergeninfra.com)

TSXV: EVGN  
OTCQB: EVGIF



# Q3 2025 Update

## Highlights and Financial Results

	Three months ended			
	Sep 30, 2025	Sep 30, 2024	\$ Change	% Change
<b>FINANCIAL</b>				
Revenue	2,810	3,598	(788)	(22)
Net loss	(1,106)	(472)	(634)	134
Net loss per share (\$), basic and diluted	(0.05)	(0.02)	(0.03)	150
EBITDA <sup>(1)</sup>	205	1,227	(1,023)	(83)
Adjusted EBITDA <sup>(1)</sup>	471	983	(512)	(52)
Total assets	76,537	91,643	(15,106)	(16)
Total long-term liabilities	24,750	28,081	(3,331)	(12)
Cash and cash equivalents and restricted cash	2,911	596	1,565	263
Working capital deficit <sup>(1)</sup>	43	484	(441)	(91)
<b>COMMON SHARES (thousands)</b>				
Outstanding, end of period	22,427	14,002	8,425	60
Weighted average – basic & diluted	22,427	13,995	8,432	60
<b>OPERATING</b>				
RNG (gigajoules)	51,770	40,674	11,096	27
Incoming organic feedstock (tonnes)	15,310	25,555	(10,245)	(40)
Organic compost and soil sales (yards)	11,172	9,771	1,401	14
Electricity (MWh)	975	1,057	(82)	(8)

**Footnotes:**

1. Please refer to "Non-GAAP Measures" in our MD&A for the three and nine months ended September 30, 2025

### Key Milestones Achieved & Highlights:

- Achieved record quarterly RNG production reflecting optimization at Fraser Valley Biogas ("FVB") and Grow The Energy Circle ("GrowTEC") facilities.
- Passed a key regulatory milestone for Pacific Coast Renewables ("PCR") RNG Expansion Project, supported by Abbotsford City Council (July 2025).
- Q3 represented a period of initial transition, with new management and equity introduced following the May 2025 transaction.
- Continued to advance refinancing and optimization activities across core asset.



# Company Snapshot

## Impact of Our Recent Transaction

EVERGEN

### Equity Injection (May 21, 2025):

Announced & closed private placement of \$5m via new strategic shareholder (additional tranche of up to \$2m allows other investors to participate)

### Changes to Management:

New board and management result in strongly aligned team to maximize shareholder value (collective ownership of ~42%)

Q1 2025

Shares Outstanding: ~14.0m

Market Cap: ~\$5.9m

Cash Position: ~\$1.5m

Debt: ~\$18.6m

Board & Management Ownership: ~9%



CLARUS  
SECURITIES INC.

Today (Q3 2025)

Shares Outstanding: ~22.5m

Market Cap<sup>(2)</sup>: ~\$10.0m

Cash Position: ~\$2.9m

Debt: ~\$17.5m

Board & Management Ownership: ~42%

Median Analyst Target Price<sup>(4)</sup>: \$2.00


Return to target<sup>(4)</sup>: ~335%

#### Footnotes

(1) Common shares outstanding as at September 30, 2025 per Q3 2025 Financial Statements. (2) Market Capitalization based on share price as at November 20, 2025, of \$0.45. (3) Working Capital, Cash Position, and Debt as disclosed in Q3 2025 Financial Statements as at September 30, 2025. (4) Target price median based on analyst research from Desjardins and Clarus as at June 3, 2025. EverGen does not independently guarantee or confirm analyst targets, which are subject to the assumptions and risks set out in the applicable reports. Return to target based on closing share price at November 20, 2025, of \$0.45.

# Focused Leadership Team

## Best-In-Class Team Aligned to Maximize Shareholder Value




### **Chase Edgelow (Director & Chief Executive Officer)**

Co-founder and former CEO of EverGen with 20 years of expertise. A founding partner of Chase Capital, a private capital platform dedicated to investing in and growing businesses with a focus on the energy transition. He has spent over a decade with Macquarie Group specializing in sourcing, structuring and managing private energy and infrastructure investments. Holds a degree in Engineering Physics from Queen's University and is a CFA and Professional Engineer of Alberta (non-practising).



### **Varun Anand (Director)**

Serves as the Outsourced CIO and representative of ASK America LLC. He brings over a decade of global investment experience across public and private markets. An award-winning portfolio manager and has developed particular expertise in the renewable energy sector. During his tenure at Starlight Capital, he led the investment in the Company's IPO in 2021 and built one of its largest shareholder positions by 2022. He holds a Bachelor of Mathematics with a Finance specialization from the University of Waterloo and holds a CFA.




### **Ron Green (Chief Operating Officer)**

Over 30 years of experience and proven track record of driving success in turnaround situations. He has served as the CEO of Promeita Energy, VP of Rockwater Energy Solutions and COO of Pure Energy Services Ltd. He is also a founding board member of Beyond Energy Services & Technology Corp, which he has guided from a start-up to a >\$100m revenue business. He is a graduate of Queens University's Executive Program and Northern Alberta Institute of Technology.



### **Blake Almond (Director)**

17 years of experience in M&A and private & public capital markets. 10 years with Macquarie Capital in Sydney where he executed cross-border deals including Viterra / ABB Grain (A\$1.6bn) and Eldorado / Sino Gold (A\$2.1bn). He leads Circ Partners where he advises global infrastructure funds on circular economy and energy transition infrastructure businesses. He is a Member of the Australian Organics Recycling Association (AORA) and advised Morgan Stanley Infrastructure Partners on the acquisition of an ~A\$100m Australian composting asset in 2023.



### **Maria O'Sullivan (Chief Financial Officer)**

Maria is a Chartered Accountant with over 12 years of finance and accounting experience, primarily within in the energy and infrastructure industries. Maria obtained her Chartered Accountant designation at KPMG Ireland, before relocating to Canada. She is experienced with financial reporting for public companies under both IFRS and US GAAP, on both the New York Stock Exchange and the Toronto Stock Exchange. Maria holds a Bachelor of Commerce and French from the University of Galway and a Master of Accounting from University College Dublin.







### **Mischa Zajtmann (Director)**

15 years of experience providing consulting and executive management expertise and is a co-founder of EverGen. Previously a corporate securities lawyer who began his career at Blake, Cassels & Graydon LLP, focused primarily on corporate securities transactions, including M&A and corporate finance. He has a Juris Doctor Degree from the University of Saskatchewan Law School and is a member of the British Columbia Bar.

# Building on a Strong Foundation

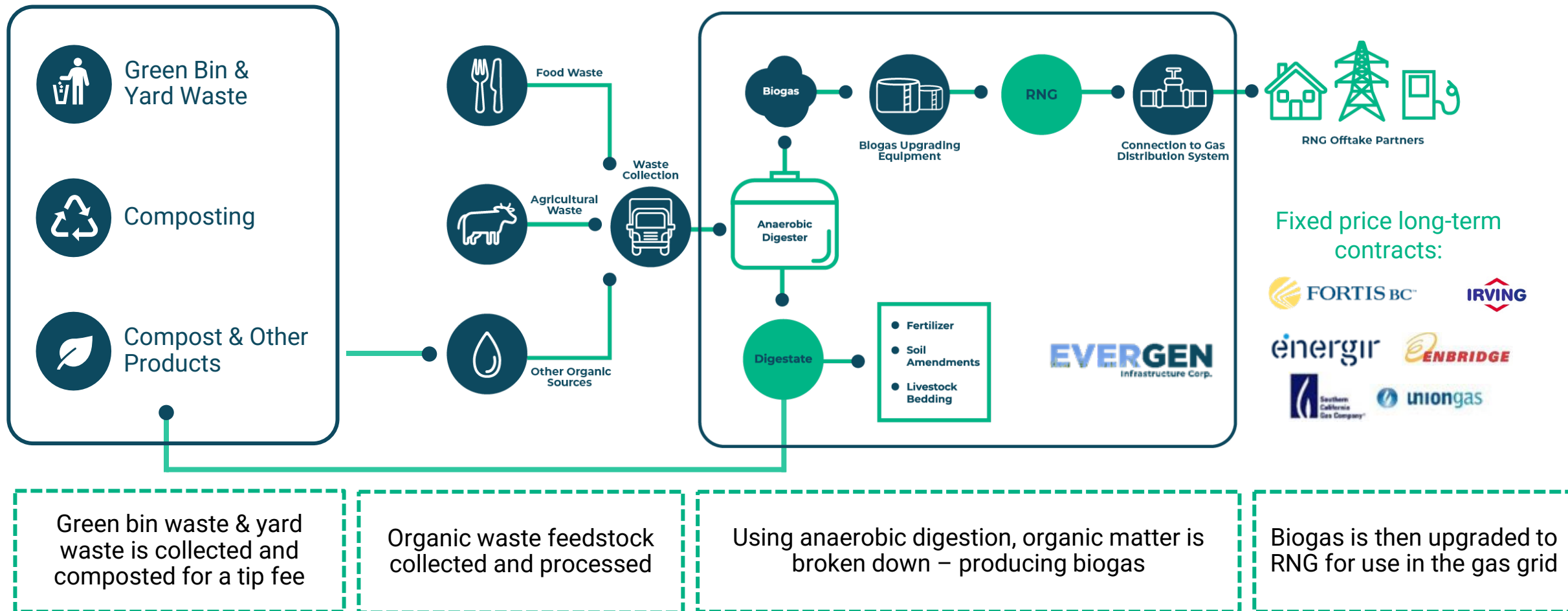
-  **Owning the Best Assets**
-  **Repeatable Processes**
-  **Safety & Regulatory Compliance**
-  **Driving Efficiency**
-  **Investing in Growth**
-  **Increasing Revenue & Managing Costs**



- Retaining Best-In-Class Expertise** 
- Dedicated Supporting Team** 
- Commitment to Our People** 
- Leveraging Our Network** 
- Focus on Key Partnerships** 
- Adding Value for End Customers** 

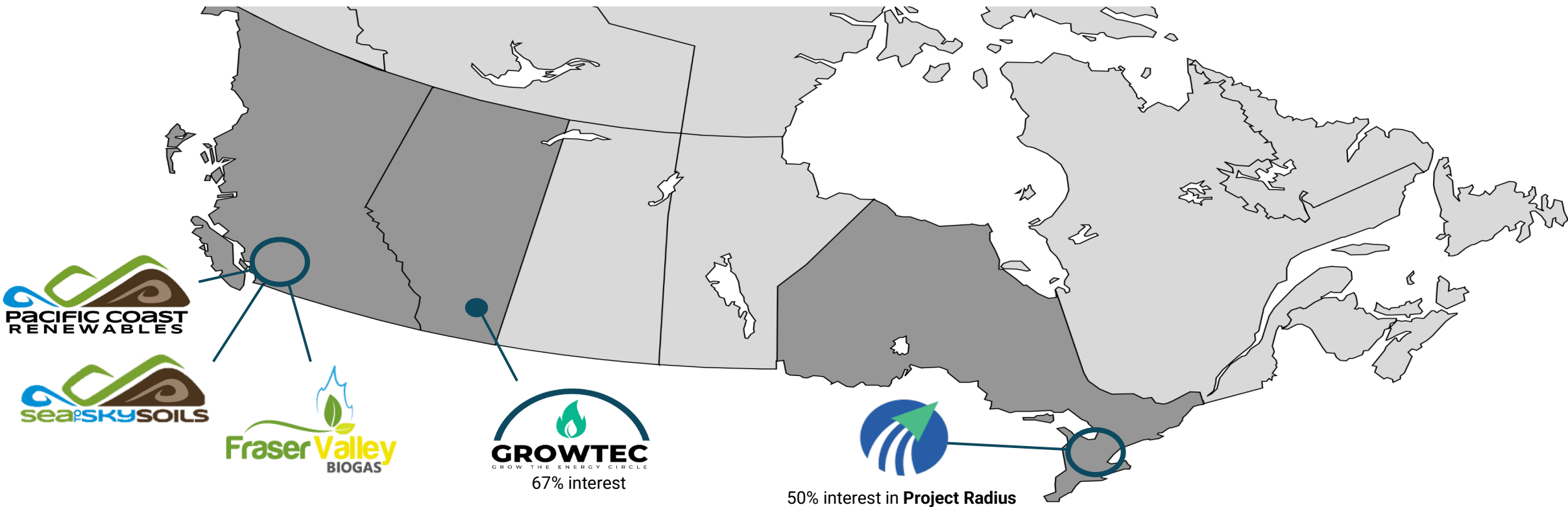
# What We Do – RNG Infrastructure

## Composting Operations     \$ Feedstock Revenue     Creating RNG from Organic Waste     \$ RNG Revenue





# Building Canada's RNG Platform



## Core Operating Assets

**4 Core Operating Assets**  
**190,000 tonnes per annum**  
Organics Processing Capacity

**2 Core Operating RNG Assets**  
**230,000 GJ per annum**  
RNG Production Capacity

## Core Pipeline

**2 Planned Core Operating**  
RNG Asset Expansions  
**3 Greenfield Pipeline**  
Large-Scale RNG Projects

## Platform Growth

**Evaluating Other**  
Opportunities

# Our Core Operating Assets

## Renewable Natural Gas & Organics Processing



### Capacity

160,000 GJ of RNG/yr

70,000 GJ of RNG/yr

40,000 tonnes of  
organic waste/yr

~25,000 tonnes of  
organic waste/yr

50-100,000 tonnes of  
organic waste/yr

~25,000 tonnes of  
organic waste/yr

### Revenue Product Mix

RNG and Tip Fees

RNG, Electricity and  
Tip Fees

Soil Sales and Tip  
Fees

Soil Sales and Tip  
Fees

### Expansion Potential

Phase 2 Completed,  
Phase 3 Under Review

Phase 1 Completed,  
Phase 2 Under  
Development

RNG Expansion  
Pending Receipt of  
Regulatory Permit

Under Evaluation





# Our Offtake Advantage

Long term offtakes in place or underway underpin robust project economics  
Ability to contract up to \$45/GJ in Canada and \$60/GJ in the US market



20 years

Up to 160,000 GJ



10 – 20 years

Up to 140,000 GJ

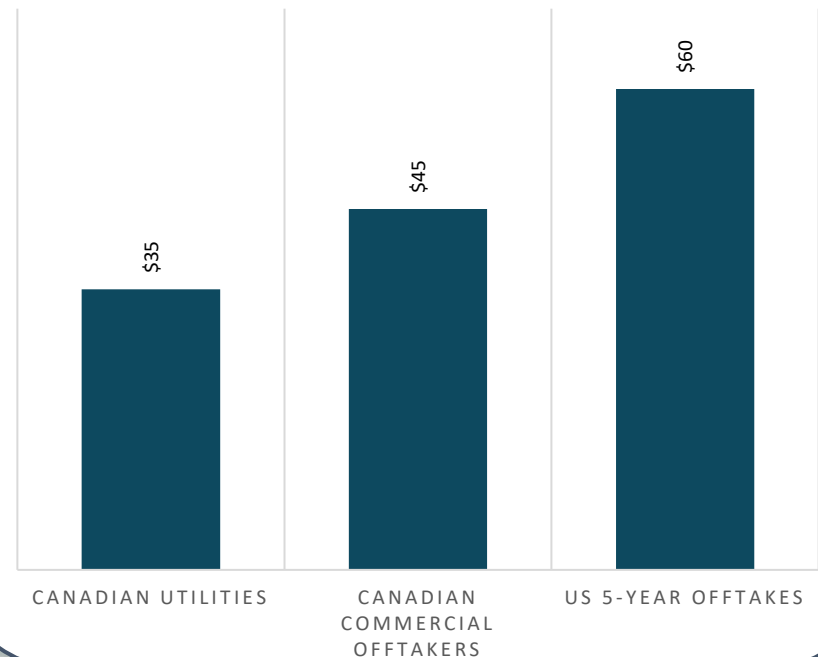


20 years<sup>1</sup>

TBD



## OFFTAKE MARKETS (\$/GJ)



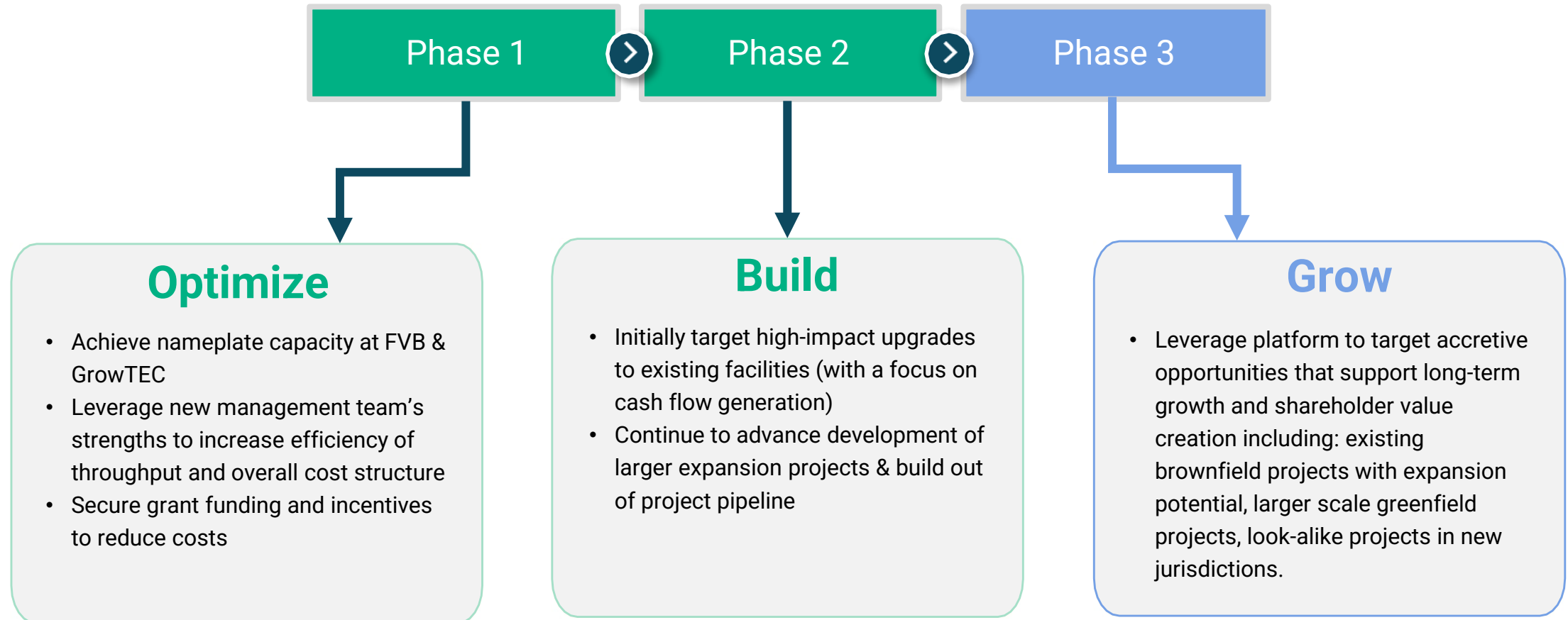
### Footnotes

1. Contract being renegotiated as part of FID, expected to be finalized in 2025

# EverGen Path Forward

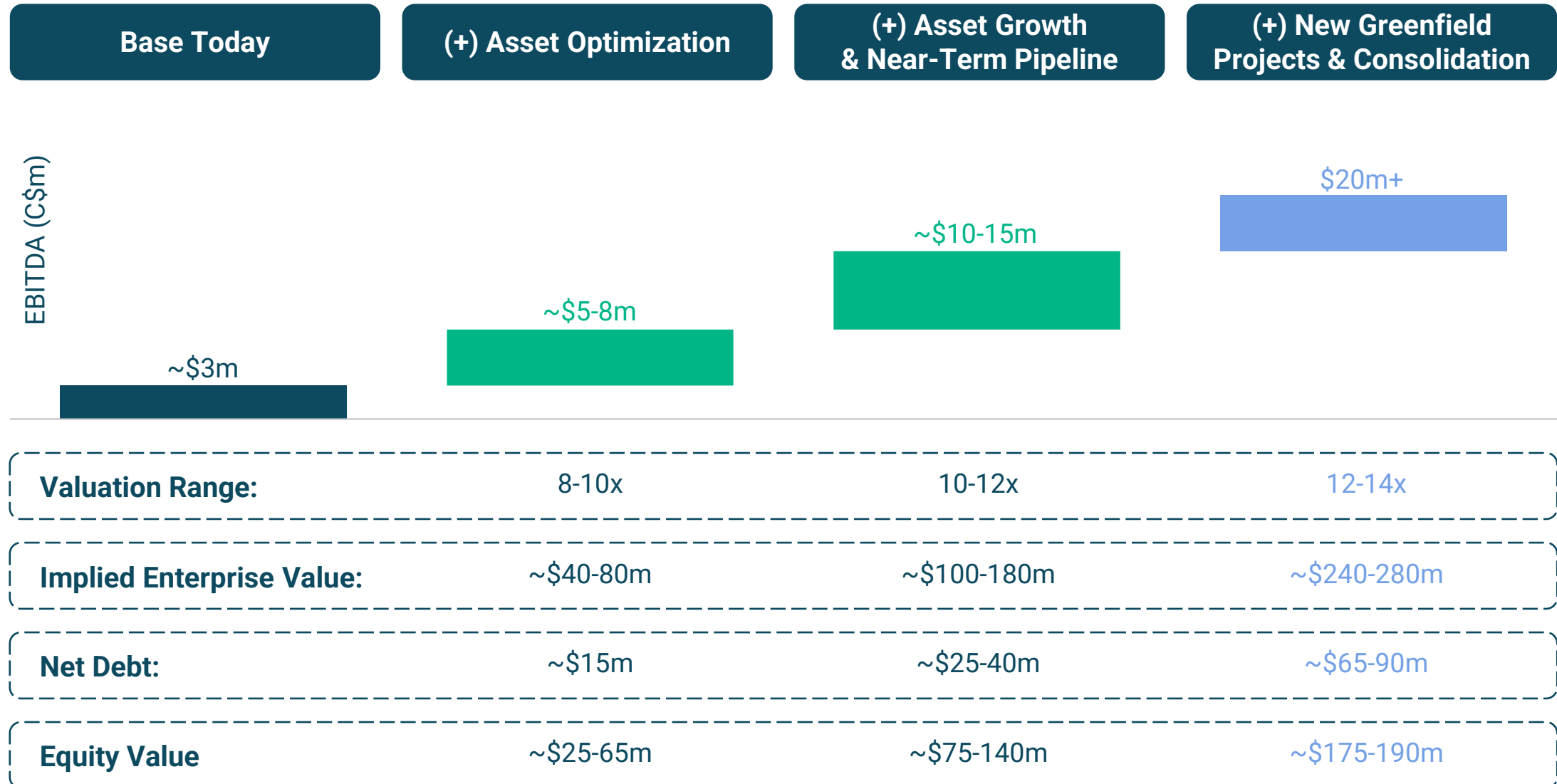
## Near Term Optimization, Long Term Growth

Immediate focus is on driving operational excellence, enhancing capital efficiency, and establishing a foundation for scalable growth



# Building Platform Value

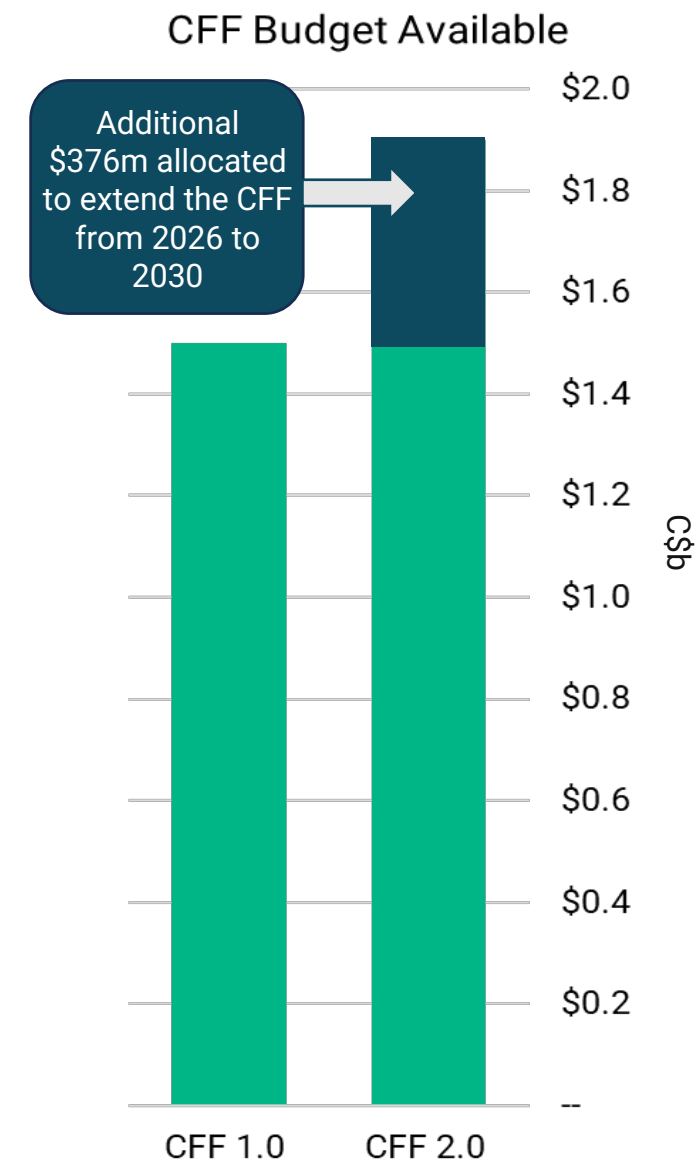
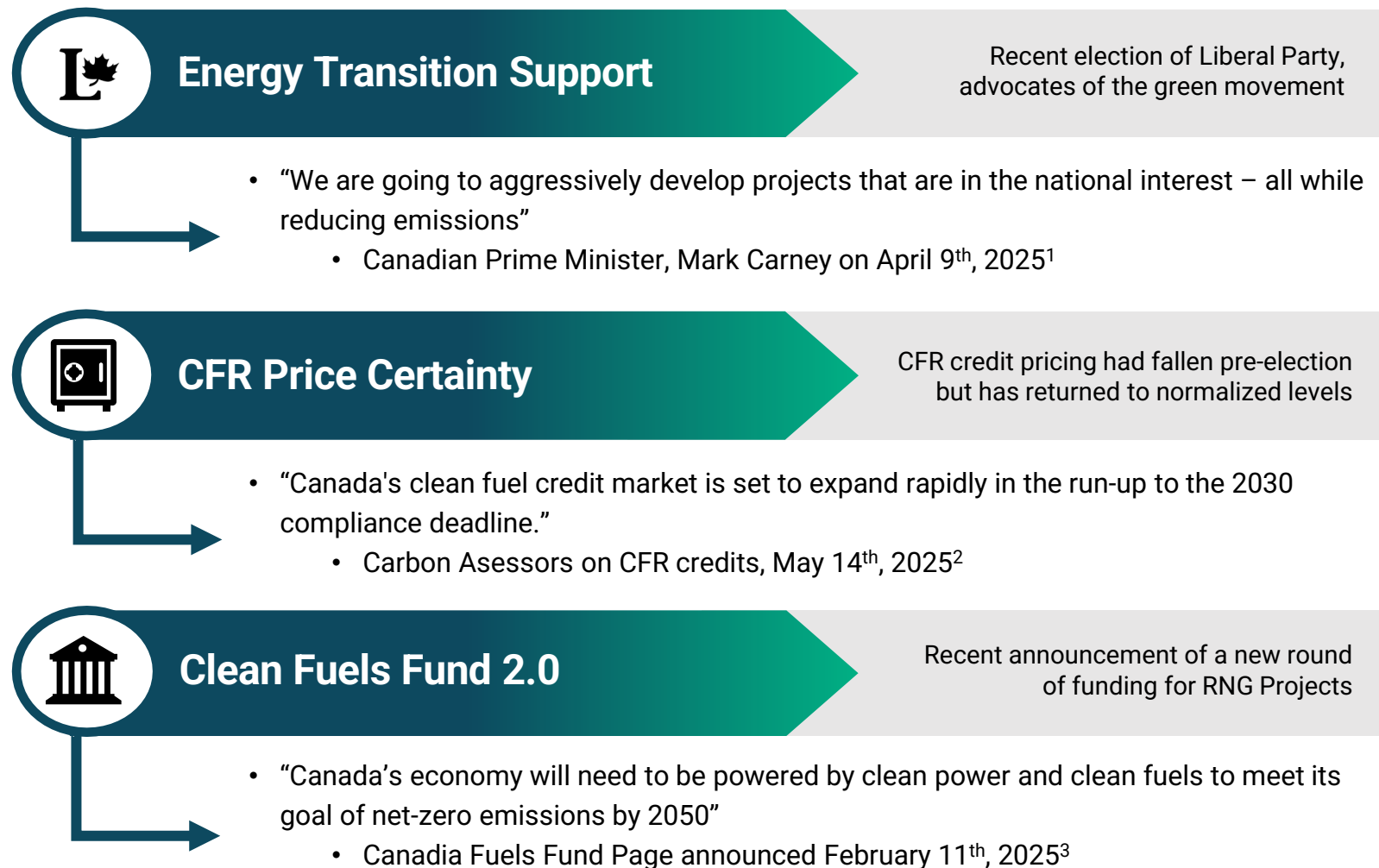
## Illustrative Valuation of an RNG Infrastructure Platform





# Upside & Tailwinds

## Near Term Catalysts for Canadian RNG



### Footnotes

1. Via Liberal.ca at [liberal.ca/mark-carneys-liberals-to-make-canada-the-worlds-leading-energy-superpower/](https://liberal.ca/mark-carneys-liberals-to-make-canada-the-worlds-leading-energy-superpower/)
2. Via Carbon Assessors press release at [newswire.ca/news-releases/carbon-assessors-launches-price-index-for-canada-s-clean-fuels-market-813879770.html](https://newswire.ca/news-releases/carbon-assessors-launches-price-index-for-canada-s-clean-fuels-market-813879770.html)
3. Via Natural Resources Canada at [natural-resources.canada.ca/energy-sources/clean-fuels/clean-fuels-fund](https://natural-resources.canada.ca/energy-sources/clean-fuels/clean-fuels-fund)

# Deal Overview

## Private Placement

**Price: \$0.60 per Common Share**

**Tranche 1 Closed: \$5.0m**

**ASK America Investment:** Ask America LLC has acquired 8,333,333 Common Shares in the Private Placement, for gross aggregate proceeds of C\$5m

**Additional Tranche: Up to \$2.0m**

**Investment Opportunity:** Opportunity for new and existing shareholders to invest alongside Ask America

**Additional Shares to be Issued: Up to 3,333,334**

**Hold Period: 4 Months**

**Pro Forma Fully Diluted Shares Outstanding: ~25.8m**



# Reasons to Invest in EverGen



**Established Infrastructure Platform**  
with 4 Operating Assets Across Canada

**Diversified Contracted Cash Flow**  
Long-Term Offtakes | Contracted Tipping Fees  
| Carbon Credits & Soil Sales

**Upside & Tailwinds**  
Material growth potential from project pipeline  
Tailwinds from recent Canadian policy initiatives

**Strong Alignment for Shareholder Value Creation**  
Recent influx of capital from strategic shareholder  
Board & Management alignment with ~42% Ownership



# Disclaimer

This presentation includes market, industry and economic data which was obtained from various publicly available sources and other sources believed by the Company to be true. Although the Company believes it to be reliable, neither the Company nor the Underwriters have independently verified any of the data from third party sources referred to in this presentation or analyzed or verified the underlying reports relied upon or referred to by such sources, or ascertained the underlying economic and other assumptions relied upon by such sources. The Company believes that its market, industry and economic data are accurate and that its estimates and assumptions are reasonable, but there can be no assurance as to the accuracy or completeness thereof. The accuracy and completeness of the market, industry and economic data used throughout this presentation are not guaranteed and the Company and the Underwriters do not make any representation as to the accuracy or completeness of such information.

In this presentation, all amounts are in Canadian dollars, unless otherwise indicated. Unless otherwise indicated or the context otherwise requires, all references in this presentation to “EverGen”, the “Company,” “we,” “our,” “ours,” “us” or similar terms refer to EverGen Infrastructure Corp., together with its wholly-owned subsidiaries. Any graphs, tables or other information in this presentation demonstrating the historical performance of EverGen or of any other entity contained in this presentation are intended only to illustrate past performance and are not necessarily indicative of future performance of EverGen or such other entities.

An investment in our common shares is subject to a number of risks that should be considered by a prospective purchaser. Prospective purchasers should carefully consider the risk factors described under “Risk Factors” in the prospectus before purchasing common shares.

## **Forward-Looking Information**

This presentation contains “forward-looking information” within the meaning of applicable Canadian securities laws. Forward-looking information may relate to the Company’s future business, financial outlook and anticipated events or results and may include information regarding the Company’s financial position, business operations, business strategy, growth strategies, acquisitions pipeline, addressable markets, budgets, operations, financial results, taxes, use of proceeds, dividend policy, the reorganization of our corporate structure and our plans and objectives. Particularly, information regarding our expectations of future results, performance, achievements, prospects or opportunities or the markets in which we operate is forward-looking information. In some cases forward-looking information can be identified by words or phrases such as “may”, “will”, “expect”, “intend”, “plan”, “believe”, “occur”, “predict”, or “likely”, or the negative of these terms, or other similar expressions, such as “an opportunity exists”, “strategy”, “pipeline”, “outlook”, “medium term”, “here to stay” or “projection”, which are intended to identify forward-looking statements.

Forward-looking information is necessarily based on a number of opinions, estimates and assumptions that the Company considered appropriate and reasonable as of the date such statements are made, and is subject to known and unknown risks, uncertainties, assumptions and other factors that may cause the actual results, level of activity, performance or achievements to be materially different from those expressed or implied by such forward-looking information. These risks and uncertainties include, but are not limited to, those described under “Risk Factors” in the preliminary prospectus. Although the Company has attempted to identify important risk factors that could cause actual results to differ materially from those contained in forward-looking information, there may be other risk factors not currently known to the Company or that the Company currently believes are not material that could also cause actual results or future events to differ materially from those expressed in such forward-looking information. There can be no assurance that such information will prove to be accurate, as actual results and future events could differ materially from those anticipated in such information. Accordingly, prospective investors should not place undue reliance on forward-looking information. The forward-looking information contained in this presentation represents the Company’s expectations as of the date of this presentation (or as the date it is otherwise stated to be made) and is subject to change after such date. However, the Company disclaims any intention or obligation or undertaking to update or revise any forward-looking information whether as a result of new information, future events or otherwise, except as required under applicable Canadian securities laws.

All of the forward-looking information contained in this presentation is expressly qualified by the foregoing cautionary statements. Prospective investors should read this entire presentation and, when available, the prospectus of EverGen and consult their own professional advisors to ascertain and assess the income tax, legal, risk factors and other aspects of an investment in our common shares.

## **Non-IFRS Financial Measures**

This presentation makes reference to certain non-IFRS financial measures such as “working capital”, “EBITDA”, “Adjusted EBITDA” and “operating profit”. The Company believes that these measures, together with measures determined in accordance with IFRS, provide investors with an improved ability to evaluate the underlying performance of the Company. Non-IFRS measures do not have any standardized meaning prescribed under IFRS, and therefore they may not be comparable to similar measures employed by other companies. Rather, these measures are provided as additional information to complement those IFRS measures by providing further understanding of the Company’s results of operations from management’s perspective. Accordingly, these measures should not be considered in isolation or as a substitute for measures of performance prepared in accordance with IFRS.

Certain totals, subtotals and percentages may not reconcile due to rounding.



## For More Info

**Chase Edgelow**  
CEO & Co-Founder  
Email: [chase@evergeninfra.com](mailto:chase@evergeninfra.com)

[www.evergeninfra.com](http://www.evergeninfra.com)

TSXV: EVGN  
OTCQB: EVGIF

